

Sliding doors ExclusiveSlide

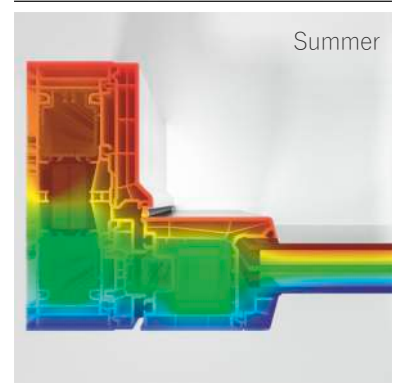
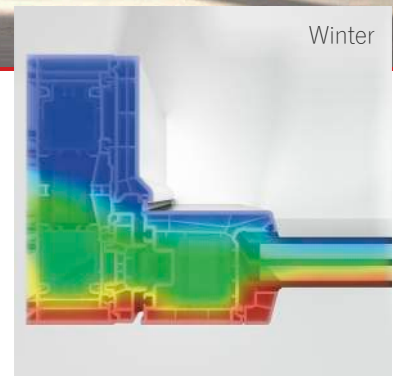


NEW PRODUCT!



ENERGY & COMFORT

Sliding doors LivingSlide is an investment, which guarantee a long term benefits in terms of energy efficiency but also on a field of comfort usage, regardless to the season of the year or strong wind with rain ensuring also low permeability level of the outside noises. In the newest lift & slide system, special care is put on securing all of the construction elements, that is why LivingSlide meet the restrictive requirements of highly energy efficient homes. Doors with the glass $U_g=0,6W/(m^2K)$, can achieve an excellent heat transmittance factor, even up to $U_w=0,8W/(m^2K)$, which is a better factor than that, which will apply from 2021! 82mm depth sash, multichamber profiles, thermally insulated sill and innovative, weldable EPDM gaskets provide the best protection against the cold but also against steam condensation, even in the corner area. Materials, from which the profiles and gaskets are made of, preserve its properties for decades.



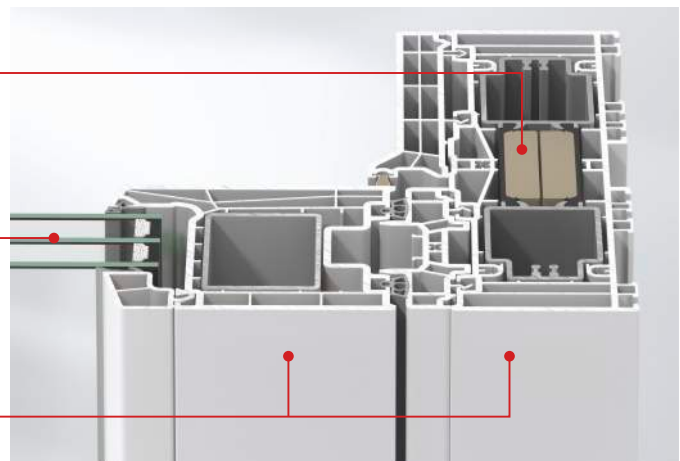

Flat, aluminium, leveled with the floor sill, provide the comfort of walking through the doors, but also eliminates the risk of tripping and increase the access of a light

Multi-chamber, thermally insulated sill, eliminates the risk of appearing ,so called, "cold zone", on the floor level

Special, thermal break, integrated with the additional insulator, prevents the forming of the "thermal bridges"

Usage of the glazings with the packages from 24 to 52mm allow to produce the doors with the higher thermal insulation, accoustic up to 43dB and burglary resistance up to RC2 standards


Sleek construction of the sliding doors, with gaskets and profiles in the matched colouring and maximum size of the sashes, provide optimal access of a light and comfort



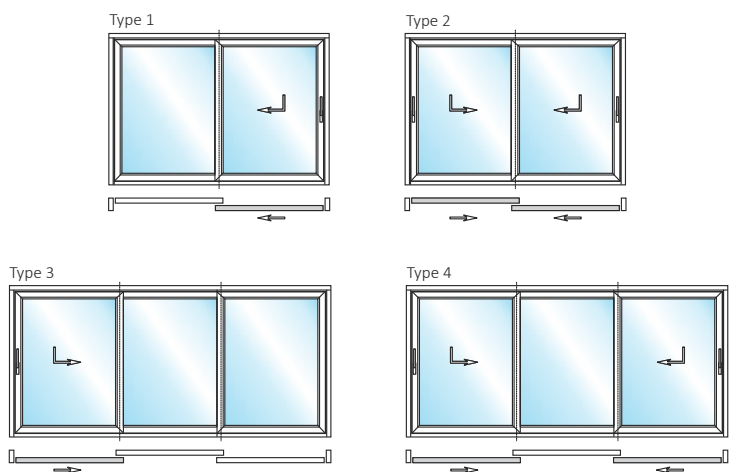
More light and freedom

Sliding doors LivingSlide shows, that high thermal insulation does not exclude modern, sleek design and better access of a daylight. Even with frame installation depth for 194mm, sliding doors still have light look and can achieve huge sizes, even up to 6,5m on width and 2,8m on height. Flat sill, small installation depth and freedom of sashes configuration, allow on matching doors on every aspect, to both new and modernized buildings. Innovative fitting, guarantee light and safe operating, even of a huge and heavy sashes weighting 400kg. The novelty is the option of connecting doors with fixed, panoramic glazings with very narrow frames, providing even wider view and maximal room lighting with daylight. The freedom of individual configurations is widened by rich colours palette, including veneers from UnlimitedFinish palette, metallic surfaces AutomotiveFinish or exclusive aluminium clads TopAlu.

Standard colours



Opening options



www.pagen.pl

